



UNIVERSITY
OF NORTH TEXAS™

Student Comments

Below are samples of student comments given on the official University of North Texas Student Evaluation of Teaching Effectiveness or Department evaluations regarding the instructor (Nicholas Higgins). Each student's response is provided anonymously and therefore they are allowed to speak freely. The comments are provided to the university administration through an online portal, which then compiles these comments and sends them in a document to the professor. These comments are divided into the semesters in which I have taught and have not been edited; therefore any grammar and spelling errors are the students'.

Spring 2014:

- Higgins went above and beyond for his students this semester to deliver a good learning experience. He expressed genuine concern for the performance of his students, myself included. While also making the subject material fun and engaging. 10/10 would recommend.
- One of the best professors I've ever had. The readings were very intellectually stimulating and enlightening. Quite a character too.
- Prof was extremely enthusiastic and open to class discussion
- Professor Higgins brings a high amount of energy and passion about political theory to the classroom. He has an ability to engage and captivate his audience that translates extremely well to students. He is extremely knowledgeable on the subject while still being able to convey meanings to the average student. It amazes me that he has not been teaching longer. He has a natural ability in the classroom. He is one of my top 3 professors I have had on the undergraduate level.
- The instructor was very intelligent and respectful. He articulated the content well and was open to discussion and questions.
- Professor Higgins is very intelligible in his teachings, he is quite methodical and wise in this field of study.



UNIVERSITY
OF NORTH TEXAS™

- Easily one of my favorite professors. He brought energy to the class room, and clearly has a passion for the subject matter. He did a great job of making difficult ideas relate-able to a wide range of students. He was funny, which made talking about complex philosophical ideas much less intimidating. I would recommend any course taught by Prof. Higgins!

Fall 2013:

- Dr. Higgins made the course content easy to understand. As much as I don't particularly like politics, he made this required class a little more than tollerable. I love that he has all kinds of connections in politics and that he is around my age so I can identify with most of his stories. Overall, if I had to take another political science class, I would take it from him
- Professor Higgins knows a lot about government and it deffinitely shows. He is very passionate in this subject matter and he did explain the material very well. He is fair and cares about our learning a lot.
- I have never been interested in politics but he was a great professor. Always upbeat and very personable. He taught things in a way where everyone could understand. The only thing I wish he would do that would greatly benefit the students is giving a review prior to the exams. With so much material it made it almost impossible to know exactly what to study!
- Professor Higgins is a good and knowledgeable professor.
- Very good instructor. Makes classes really interesting
- He was awesome! It was a three hour class but he sure did make it interesting! He also knows so much about the subject and you can tell he has experience!
- Great instructor!
- He is a very fair teacher.

Summer 2012:

*www.politicalscience.unt.edu
Department of Political Science – University of North Texas
1155 Union Circle 305340,
Denton, TX 76203-5340
Fax 940-565-4818*



UNIVERSITY
OF NORTH TEXAS™

- I love him period. lol ok no seriously, I would email him continuously, and he would respond to my matters, it's very important to have communication with your instructors especially when this is a summer course, so his quick responses were greatly appreciated.
- The instructor was excellent and showed compassion for his students and the subject in hand.
- Knows the material very well though, clearly passionate about the material.
- Hands down the best Political Science teacher I have ever had. I do not like Political Science and was not looking forward to taking it again. But I thoroughly enjoyed this class and learned a lot. Though it was fast paced due to it being a summer course, I never felt lost or disinterested in the subjects discussed. Excellent teacher, excellent course! (and I can't believe I just wrote that in regards to a Political Science class).
- EXCELLENT professor. I'm a graduating senior, and this isn't even my major, but this has been one of the BEST classes I've taken in college. Coming into this, I wasn't really interested in politics, and sadly, did not have a clue on what was going on in the world. Professor Higgins really opened my mind, and now I am having educated discussions with my parents (both of whom are very passionate about politics...my dad was a political science major in college), and I am reading news articles online and watching the Daily Show now (it's a start, isn't it?).
- Great teacher, one of the few classes I ever looked forward to attending every day, even if it was super early in the morning. By the way, I enjoyed reading the Federalist Papers.
- Fantastic teacher! Very knowledgeable and explains everything in different ways if necessary.
- the instructor is great. the energy and excitement he brought to the classroom made the subject matter much better and was greatly needed to keep an 8am government class involved
- I liked the way he taught. He used different ways of showing the material and just the way he talked about it kept most of us focused.
- Great instructor. Communicated very clearly to us and uses his time very wisely when talking through subjects.



UNIVERSITY
OF NORTH TEXAS™

- I really enjoyed the instructor! He was very respectable, understanding, unbiased, and down-to-earth. I would strongly recommend students to take this class with this current instructor.

Spring 2012:

- The best instructor! I am not a poli sci major. i am a math major but this was one class i never wanted to miss!!
- Professor Higgins was energetic, charismatic, and was obviously interested the subject he was teaching. Ace job.
- Very interesting and lots of enthusiasm when he teaches! Thank you for all you do! Also, you were very efficient when it came to blackboard messing up. You fixed the problems and replied to e-mails quickly. I enjoyed your class!
- I was dreading taking this class, but it actually turned out to be one of my favorite classes thanks to Mr. Higgins. He was very enthusiastic and made the information interesting and stimulating. I loved his use of the clicker questions; they allowed us to express our views and get directly involved with the material.



UNIVERSITY
OF NORTH TEXAS™

- Higgins will make a wonderful full professor - he is extremely knowledgeable, and has a personable teaching style that is very engaging.
- Excellent teacher!! Very passionate about the subject he teaches, and it seems that he genuinely is striving to get his students to share some of that passion.
- The instructor is great at engaging the class and was my most enjoyable teacher that I had out of my six courses I am took this semester at UNT.
- Great instructor. Keeps you interested in a subject that you never thought you would like. RECOMMEND!
- One of the greatest I've encountered at UNT. He's respectable and very knowledgeable as was his TA Mr. Kearns.
- Mr. Higgins is GREAT! I enjoy his teaching everytime I go into class. He does a great job at capturing everyones attention and we all know he enjoys teaching what he does.

Fall 2011

- He is a wonderful teacher who is very obviously both familiar with and interested in this topic.
- I don't think political science is that fascinating, but professor Higgins makes it interesting. I pay attention in class because of his passion for the subject he teaches which I really appreciate. You don't get many professors these days who are passionate about what they're teaching.
- Enthusiastic about subject, interesting and engaging lectures
- Nicholas Higgins was a great professor. He talked really fast at times but other than that he was awesome. He always explained the material really well and he always asked for our opinions on things. What I really liked about professor Higgins was that he showed us videos. He used videos to show examples and other peoples opinions of the subjects that he lectured about.
- Great professor, really made political science less boring and an enjoyable class!

www.politicalscience.unt.edu
Department of Political Science – University of North Texas
1155 Union Circle 305340,
Denton, TX 76203-5340
Fax 940-565-4818



UNIVERSITY
OF NORTH TEXAS™

- So very interesting, well spoken, incredibly intelligent and talented as an instructor.
- Nice quirky happy little political nerd whom obviously enjoys the subject in which he teaches.
- Professor Higgins is a very good teacher. He explains material very well, and makes it relevant to our lives.
- Excellent teacher, gets the class talking! The only thing I wish is that he would provide some type of review the day before the test. I have a horrible time taking notes and then trying to study those. If there was a review of what would be on the test, I could narrow my millions of notes down.
- Mr. Higgins is an awesome instructor who speaks well and knows everything about what he is teaching. If someone had a question and he didn't have the answer on the spot he would figure it out and answer it next time. He genuinely enjoys teaching and it creates an atmosphere in his classroom that is enjoyable and makes you want to come to class even though it is not my area of interest.

Summer 2011

- The instructor loves what he does and that makes the student want to love the material too. He made everything interesting and made me want to come to every class and learn more.
- Great instructor!! He gave interesting lectures and made sure to make it relevant. This instructor really tried to help everyone succeed in the class. He did not make it easy, however, he did make a good grade in the class within everyone's reach if you went to class and did the work. There need to be more instructors like Mr. Higgins as committed to student success at UNT.
- This was the best instructor I've had for any history/government class
- He was very good and explained material that was difficult to understand well.
- The instructor engaged the class everyday and his enthusiasm made it interesting to listen.
- Well knowledge in his subject. Very respectful and enthusiastic!

*www.politicalscience.unt.edu
Department of Political Science – University of North Texas
1155 Union Circle 305340,
Denton, TX 76203-5340
Fax 940-565-4818*



UNIVERSITY
OF NORTH TEXAS™

- Mr. Higgins is probably the best poli-sci teacher i have had at this school.I am not interested in poli sci and usually dont speak out or give my opinion. Mr. Higgins is a very respectful, encouraging teacher who really cares about his students and wants them to succeed. I really liked the size of the class. The other poli sci classes i have had were 100s of students and part of what made this class more enjoyable was the close atmosphere.
- Always fun to sit through his lectures because he made them interesting.
- I would recommended having this instructor over any other at UNT for this class. His ability to keep you engaged and at times entertained by the information greatly helps in understanding and retaining the material.
- This instructor is a no non-sense kind of person who insists that if you do what you are supposed to do, that you will at least pass the class.
- Great instructor, he is very well informed and charismatic.
- Mr. Higgins kept the class engaged by making the content enjoyable to learn about
- I love Professor Higgins! He made political science interesting. I came into class with the mind set that politics were boring and evil. Thanks to Mr. Higgins I now enjoy discussing politics and can follow news, such as c span, much better. I would give him an A for his teaching methods!
- The instructor was very intuitive and made the hour and twenty minutes worthwhile. I liked what he used to help him teach the class and I liked that he stayed well after it was time to leave in order to help each student until they understood a difficult political procedure or definition.

Department Evaluation for Nicholas Higgins.

Below please find the results from the UNT Department of Political Science evaluations. This is done in only the Fall and Spring semesters (therefore, unlike the UNT SETE results, there are no results from Summer 2011 or Summer 2012). Below are some of the key questions and the results for myself, Nicholas Higgins, and the UNT Department of Political Science as a whole.

RATING SCALE

7. Exceptionally good performance
6. Excellent performance
5. Above average performance
4. Average performance
3. Below average performance
2. Poor performance
1. Exceptionally poor performance

SPRING 2014 Course=3320 (Pol. Theory) Section=1

	Higgins Mean (N not provided)	Department Mean (N ?? over 2,500)
Mean of all questions:	6.48	6.21
"Organization of Course"	6.38	6.04
"Knowledge of Subject"	6.73	6.51
"Enthusiasm for Subject"	6.8	6.42
"Stimulation of Interest in Subject"	6.37	5.9
"Overall Evaluation Of Instructor"	6.63	6.3

FALL 2013 Course=1050 Am. Govt Section=10

	Higgins Mean (N not provided)	Department Mean (N ?? over 2,500)
Mean of all questions:	6.47	6.19
"Organization of Course"	6.44	6.01
"Knowledge of Subject"	6.69	6.28
"Enthusiasm for Subject"	6.91	6.42

“Stimulation of Interest in Subject”	6.40	5.96
“Overall Evaluation Of Instructor”	6.58	6.28

SPRING 2012 Course=1040 Am. Govt. Section=7

	Higgins Mean (N 53)	Department Mean (N ?? over 2,500)
Mean of all questions:	6.49	6.14
“Organization of Course”	6.42	6.01
“Knowledge of Subject”	6.69	6.46
“Enthusiasm for Subject”	6.87	6.39
“Stimulation of Interest in Subject”	6.56	5.87
“Overall Evaluation Of Instructor”	6.67	6.23

FALL 2011 Course=Am. Govt. Section=10

	Higgins Mean (N 56)	Department Mean (N ?? over 2,500)
Mean of all questions:	6.55	6.15
“Organization of Course”	6.57	5.97
“Knowledge of Subject”	6.85	6.48
“Enthusiasm for Subject”	6.85	6.39
“Stimulation of Interest in Subject”	6.59	5.85
“Overall Evaluation Of Instructor”	6.73	6.26

FALL 2011 Course=1040 Am. Govt Section=12

	Higgins Mean (N 57)	Department Mean (N ?? over 2,500)
Mean of all questions:	6.46	6.15
“Organization of Course”	6.25	5.97
“Knowledge of Subject”	6.74	6.48
“Enthusiasm for Subject”	6.87	6.39

“Stimulation of Interest in Subject”	6.51	5.85
“Overall Evaluation Of Instructor”	6.62	6.26



Faculty Information

Evaluated:	Nicholas James Higgins	Faculty ID:	njh0059
Email:	njh0059@unt.edu	Term:	Fall 2013

SETE™ Scores

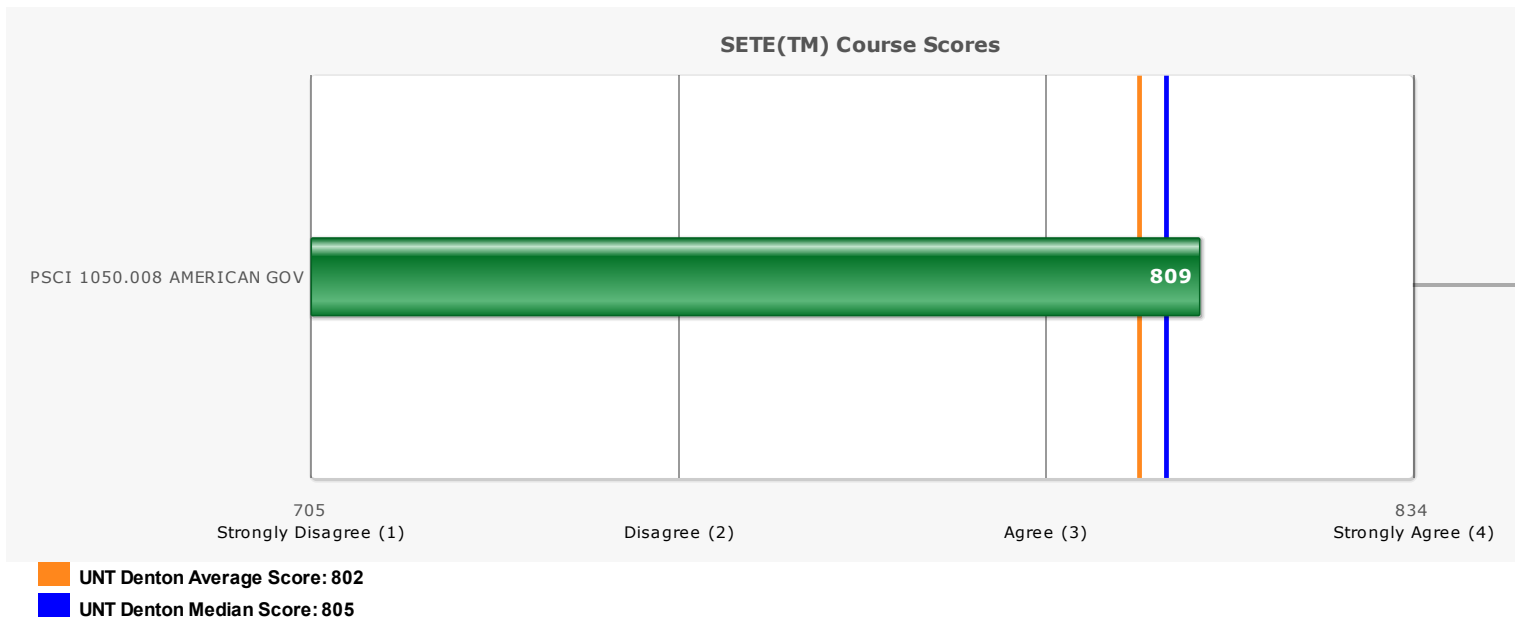
About SETE™

SETE™ is a psychometrically valid faculty teaching evaluation instrument that minimizes bias by controlling for student demographic influences. The per-course outcome is a single numerical value of a faculty member's effectiveness on a scale of 1 - 1000. The SETE™ Scale Score replaces the raw distribution score normally seen on end-of-course survey reports.

The scale scores shown below are on an interval scale similar to that used by other standardized tests such as SAT or GRE. Course means are computed for each of the three effectiveness sub-factors: Organization and Explanation of Materials, Learning Environment, and Self-Regulated Learning. An overall (general factor) effectiveness mean is computed for each course. The overall mean (SETE™ Score) for each course should be used to infer the degree to which an instructor's teaching is perceived by students to be effective. The intent is that the scores can be applied to a continuous improvement model that shows individual instructor growth over time. Instructors can have confidence in the scale score recognizing that factors of student bias have been controlled.

SETE™ Scores, Sub-Scores and Response Rates

UNT Denton



Below are the response rates, sub-scores of all 3 calculated factors (OME, LE, AND SRL), and SETE™ score for each individual course.

OEM: Organization and Explanation of Materials

LE: Learning Environment

SRL: Self-Regulated Learning

Course Name	Enrollment	Responses	Rate	OEM	LE	SRL	Score
PSCI 1050.008 AMERICAN GOV Higgins, Nicholas James	98	21	21.43%	806	806	792	809

Compare SETE™ Scores

The comparison table below compares each course in this report to the Means and Medians of each hierarchical level above the course. Next to each level's mean and median score is a numeric representation of how the course's score compares. A negative red value indicates you scored that number of points below the corresponding mean or median value. A positive green value indicates you scored that number of points above the corresponding mean or median value. A missing value indicates you scored the same as the corresponding mean or median value.

Course Scores		Score Comparisons							
Course Name	Score	Mean	Median	Mean	Median	Mean	Median	Mean	Median
PSCI 1050.008 AMERICAN GOV <i>Higgins, Nicholas James</i>	809	Political Science (PSC)		College of Arts and Sciences (CAS)		UNT Denton (UNT)		University of North Texas (UNT)	
		804 (+5)	806 (+3)	801 (+8)	804 (+5)	802 (+7)	805 (+4)	802 (+7)	805 (+4)

Organization and Explanation of Materials

The Organization and Explanation of Materials Sub-Score reflects the student's perception of how well the instructor: makes the course requirements and student learning outcomes clear to the students; gives assignments, activities, and materials that are helpful and that contribute to understanding the subject; explains difficult material clearly; shows the relationships among topics and new concepts; and evaluates student work in ways that are helpful to learning.

Learning Environment

The Learning Environment Sub-Score reflects the student's perception of how well the instructor: establishes a climate of mutual respect and encouragement; motivates students to work and engage in learning; is available and encouraging; is skillful in actively engaging students in learning; and provides useful feedback.

Self-Regulated Learning

The Self-Regulated Learning Score reflects the student's perception of how well the instructor guides and encourages self-directed learning in which the student is encouraged; to be open to the viewpoints of others; to develop new viewpoints; to connect course topics to a wider understanding of the subject; and to contribute to the learning process.



University of North Texas
Standard SETE
SETE™ Score Report



Faculty Information

Evaluated: Nicholas James Higgins

Faculty ID: njh0059

Email: njh0059@unt.edu

Term: Summer 2012 5W1 & 8W1

SETE™ Scores

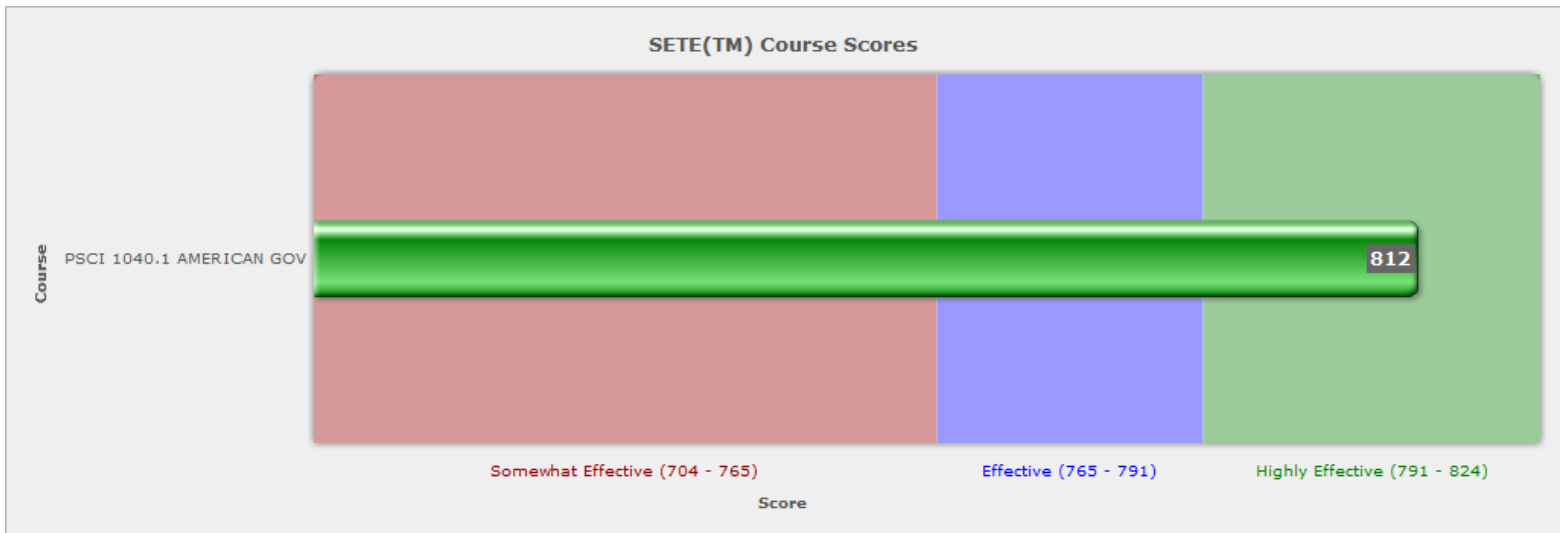
About SETE™

SETE™ is a psychometrically valid faculty teaching evaluation instrument that minimizes bias by controlling for student demographic influences. The per-course outcome is a single numerical value of a faculty member's effectiveness on a scale of 1 - 1000. The SETE™ Scale Score replaces the raw distribution score normally seen on end-of-course survey reports.

The scale scores shown below are on an interval scale similar to that used by other standardized tests such as SAT or GRE. Course means are computed for each of the three effectiveness sub-factors: Organization and Explanation of Materials, Learning Environment, and Self-Regulated Learning. An overall (general factor) effectiveness mean is computed for each course. The overall mean (SETE™ Score) for each course should be used to infer the degree to which an instructor's teaching is perceived by students to be effective. The intent is that the scores can be applied to a continuous improvement model that shows individual instructor growth over time. Instructors can have confidence in the scale score recognizing that factors of student bias have been controlled.

SETE™ Scores, Sub-Scores and Response Rates

UNT Denton



Below are the response rates, sub-scores of all 3 calculated factors (OME, LE, AND SRL), and SETE™ score for each individual course.

OEM: Organization and Explanation of Materials

LE: Learning Environment

SRL: Self-Regulated Learning

Effectiveness Ranges:

Somewhat Effective: [704 - 765]

Effective: [765 - 791]

Highly Effective: [791 - 824]

Course Name	Enrollment	Responses	Rate	OEM	LE	SRL	Score	Range
-------------	------------	-----------	------	-----	----	-----	-------	-------

PSCI 1040.1 AMERICAN GOV

117

22

18.80%

806

800

781

812

Highly Effective

Totals and Means:

117

22

18.80%

Compare SETE™ Scores

The comparison table below compares each course in this report to the Means and Medians of each hierarchical level above the course. Next to each level's mean and median score is a numeric representation of how the course's score compares. A negative red value indicates you scored that number of points below the corresponding mean or median value. A positive green value indicates you scored that number of points above the corresponding mean or median value. A missing value indicates you scored the same as the corresponding mean or median value.

Course Scores		Score Comparisons							
Course Name	Score	Mean	Median	Mean	Median	Mean	Median	Mean	Median
PSCI 1040.1 AMERICAN GOV	812	Political Science (PSCI)		College of Arts and Sciences (CAS)		UNT Denton (UNT)		University of North Texas (UNT)	
		796 (+16)	794 (+18)	801 (+11)	804 (+8)	801 (+11)	803 (+9)	801 (+11)	804 (+8)

Organization and Explanation of Materials

The Organization and Explanation of Materials Sub-Score reflects the student's perception of how well the instructor: makes the course requirements and student learning outcomes clear to the students; gives assignments, activities, and materials that are helpful and that contribute to understanding the subject; explains difficult material clearly; shows the relationships among topics and new concepts; and evaluates student work in ways that are helpful to learning.

Learning Environment

The Learning Environment Sub-Score reflects the student's perception of how well the instructor: establishes a climate of mutual respect and encouragement; motivates students to work and engage in learning; is available and encouraging; is skillful in actively engaging students in learning; and provides useful feedback.

Self-Regulated Learning

The Self-Regulated Learning Score reflects the student's perception of how well the instructor guides and encourages self-directed learning in which the student is encouraged; to be open to the viewpoints of others; to develop new viewpoints; to connect course topics to a wider understanding of the subject; and to contribute to the learning process.



University of North Texas
Student Evaluation of Teaching Effectiveness
SETE™ Score Report



Faculty Information

Evaluated: Nicholas James Higgins

Faculty ID: njh0059

Email: njh0059@unt.edu

Term: Spring 2012

SETE™ Scores

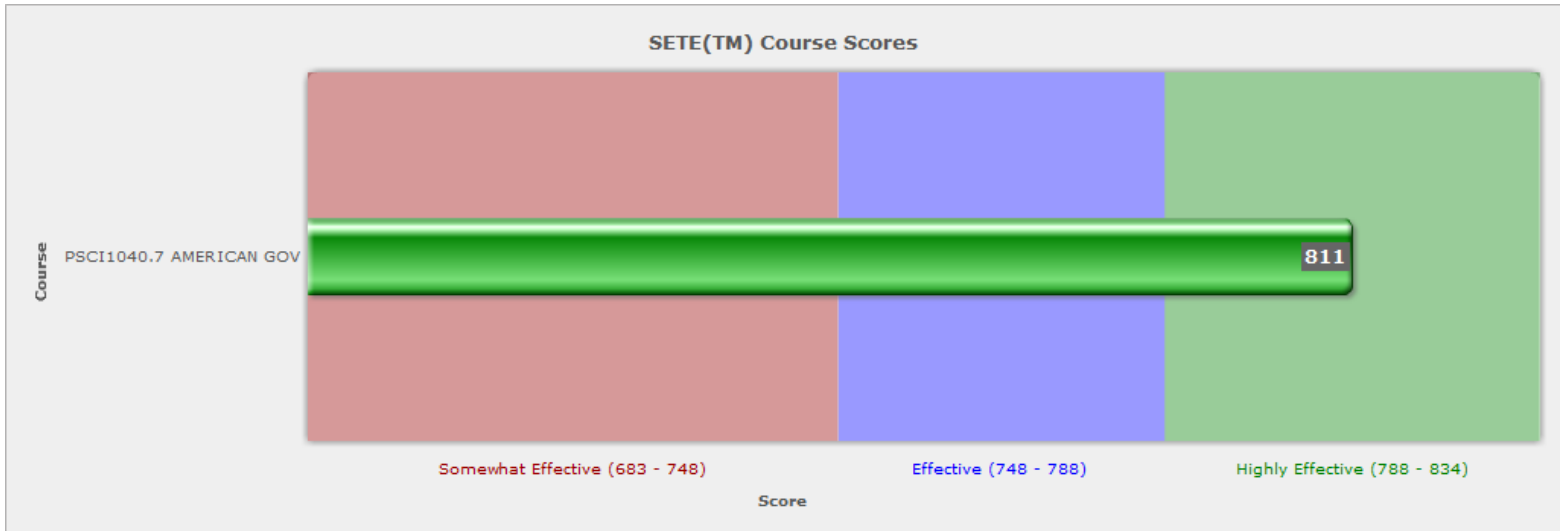
About SETE™

SETE™ is a psychometrically valid faculty teaching evaluation instrument that minimizes bias by controlling for student demographic influences. The per-course outcome is a single numerical value of a faculty member's effectiveness on a scale of 1 - 1000. The SETE™ Scale Score replaces the raw distribution score normally seen on end-of-course survey reports.

The scale scores shown below are on an interval scale similar to that used by other standardized tests such as SAT or GRE. Course means are computed for each of the three effectiveness sub-factors: Organization and Explanation of Materials, Learning Environment, and Self-Regulated Learning. An overall (general factor) effectiveness mean is computed for each course. The overall mean (SETE™ Score) for each course should be used to infer the degree to which an instructor's teaching is perceived by students to be effective. The intent is that the scores can be applied to a continuous improvement model that shows individual instructor growth over time. Instructors can have confidence in the scale score recognizing that factors of student bias have been controlled.

SETE™ Scores, Sub-Scores and Response Rates

UNT Denton



Below are the response rates, sub-scores of all 3 calculated factors (OME, LE, AND SRL), and SETE™ score for each individual course.

OEM: Organization and Explanation of Materials

LE: Learning Environment

SRL: Self-Regulated Learning

Effectiveness Ranges:

Somewhat Effective: [683 - 748]

Effective: [748 - 788]

Highly Effective: [788 - 834]

Course Name	Enrollment	Responses	Rate	OEM	LE	SRL	Score	Range
-------------	------------	-----------	------	-----	----	-----	-------	-------

PSCI1040.7 AMERICAN GOV

122

29

23.77%

810

802

798

811

Highly Effective

Totals and Means:

122

29

23.77%

Compare SETE™ Scores

The comparison table below compares each course in this report to the Means and Medians of each hierarchical level above the course. Next to each level's mean and median score is a numeric representation of how the course's score compares. A negative red value indicates you scored that number of points below the corresponding mean or median value. A positive green value indicates you scored that number of points above the corresponding mean or median value. A missing value indicates you scored the same as the corresponding mean or median value.

Course Scores		Score Comparisons							
Course Name	Score	Mean	Median	Mean	Median	Mean	Median	Mean	Median
PSCI1040.7 AMERICAN GOV	811	Political Science (PSCI)		College of Arts and Sciences (CAS)		UNT Denton (UNT)		University of North Texas (UNT)	
		803 (+8)	806 (+5)	800 (+11)	804 (+7)	802 (+9)	806 (+5)	802 (+9)	806 (+5)

Organization and Explanation of Materials

The Organization and Explanation of Materials Sub-Score reflects the student's perception of how well the instructor: makes the course requirements and student learning outcomes clear to the students; gives assignments, activities, and materials that are helpful and that contribute to understanding the subject; explains difficult material clearly; shows the relationships among topics and new concepts; and evaluates student work in ways that are helpful to learning.

Learning Environment

The Learning Environment Sub-Score reflects the student's perception of how well the instructor: establishes a climate of mutual respect and encouragement; motivates students to work and engage in learning; is available and encouraging; is skillful in actively engaging students in learning; and provides useful feedback.

Self-Regulated Learning

The Self-Regulated Learning Score reflects the student's perception of how well the instructor guides and encourages self-directed learning in which the student is encouraged; to be open to the viewpoints of others; to develop new viewpoints; to connect course topics to a wider understanding of the subject; and to contribute to the learning process.



University of North Texas
Standard SETE
SETE™ Score Report



Faculty Information

Evaluated: Nicholas James Higgins

Faculty ID: njh0059

Email: njh0059@unt.edu

Term: Fall 2011

SETE™ Scores

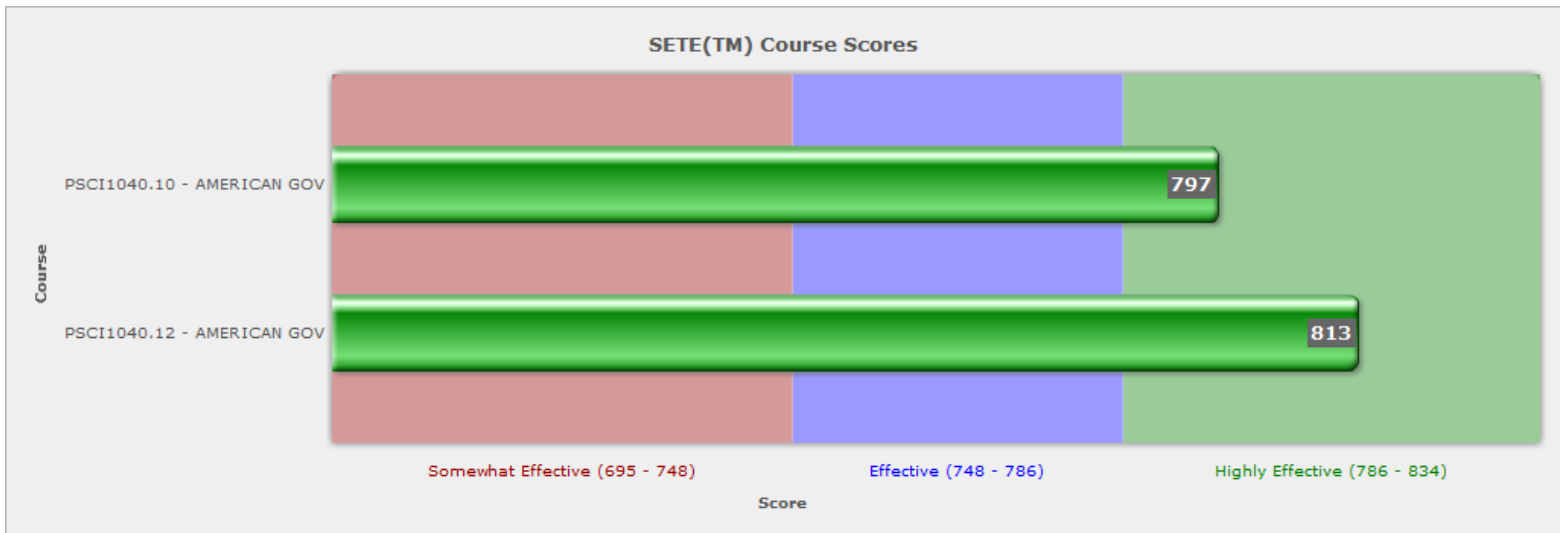
About SETE™

SETE™ is a psychometrically valid faculty teaching evaluation instrument that minimizes bias by controlling for student demographic influences. The per-course outcome is a single numerical value of a faculty member's effectiveness on a scale of 1 - 1000. The SETE™ Scale Score replaces the raw distribution score normally seen on end-of-course survey reports.

The scale scores shown below are on an interval scale similar to that used by other standardized tests such as SAT or GRE. Course means are computed for each of the three effectiveness sub-factors: Organization and Explanation of Materials, Learning Environment, and Self-Regulated Learning. An overall (general factor) effectiveness mean is computed for each course. The overall mean (SETE™ Score) for each course should be used to infer the degree to which an instructor's teaching is perceived by students to be effective. The intent is that the scores can be applied to a continuous improvement model that shows individual instructor growth over time. Instructors can have confidence in the scale score recognizing that factors of student bias have been controlled.

SETE™ Scores, Sub-Scores and Response Rates

UNT Denton



Below are the response rates, sub-scores of all 3 calculated factors (OME, LE, AND SRL), and SETE™ score for each individual course.

OEM: Organization and Explanation of Materials

LE: Learning Environment

SRL: Self-Regulated Learning

Effectiveness Ranges:

Somewhat Effective: [695 - 748]

Effective: [748 - 786]

Highly Effective: [786 - 834]

Course Name	Enrollment	Responses	Rate	OEM	LE	SRL	Score	Range
-------------	------------	-----------	------	-----	----	-----	-------	-------

PSCI1040.10 - AMERICAN GOV	121	22	18.18%	807	804	791	797	Highly Effective
PSCI1040.12 - AMERICAN GOV	125	22	17.60%	809	790	801	813	Highly Effective
Totals and Means:	246	44	17.89%					

Compare SETE™ Scores

The comparison table below compares each course in this report to the Means and Medians of each hierarchical level above the course. Next to each level's mean and median score is a numeric representation of how the course's score compares. A negative red value indicates you scored that number of points below the corresponding mean or median value. A positive green value indicates you scored that number of points above the corresponding mean or median value. A missing value indicates you scored the same as the corresponding mean or median value.

Course Scores		Score Comparisons							
Course Name	Score	Mean	Median	Mean	Median	Mean	Median	Mean	Median
PSCI1040.10 - AMERICAN GOV	797	Political Science (PSCI)		College of Arts and Sciences (CAS)		UNT Denton (UNT)		University of North Texas (UNT)	
		805 (-8)	810 (-13)	800 (-3)	803 (-6)	802 (-5)	805 (-8)	802 (-5)	805 (-8)
PSCI1040.12 - AMERICAN GOV	813	Political Science (PSCI)		College of Arts and Sciences (CAS)		UNT Denton (UNT)		University of North Texas (UNT)	
		805 (+8)	810 (+3)	800 (+13)	803 (+10)	802 (+11)	805 (+8)	802 (+11)	805 (+8)

Organization and Explanation of Materials

The Organization and Explanation of Materials Sub-Score reflects the student's perception of how well the instructor: makes the course requirements and student learning outcomes clear to the students; gives assignments, activities, and materials that are helpful and that contribute to understanding the subject; explains difficult material clearly; shows the relationships among topics and new concepts; and evaluates student work in ways that are helpful to learning.

Learning Environment

The Learning Environment Sub-Score reflects the student's perception of how well the instructor: establishes a climate of mutual respect and encouragement; motivates students to work and engage in learning; is available and encouraging; is skillful in actively engaging students in learning; and provides useful feedback.

Self-Regulated Learning

The Self-Regulated Learning Score reflects the student's perception of how well the instructor guides and encourages self-directed learning in which the student is encouraged; to be open to the viewpoints of others; to develop new viewpoints; to connect course topics to a wider understanding of the subject; and to contribute to the learning process.



University of North Texas

SETE

SETE™ Score Report



Faculty Information

Evaluated: Nicholas James Higgins

Faculty ID: njh0059

Email: njh0059@unt.edu

Term: Summer 2011 5W1 & 8W1

SETE™ Scores

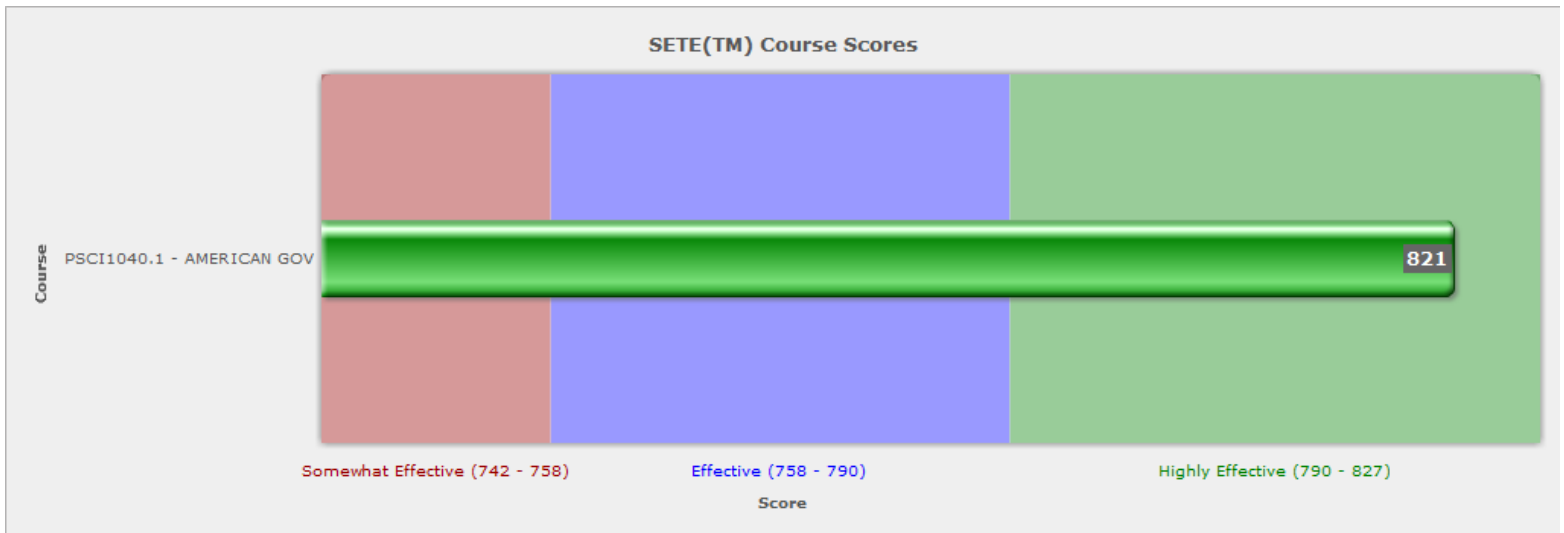
About SETE™

SETE™ is a psychometrically valid faculty teaching evaluation instrument that minimizes bias by controlling for student demographic influences. The per-course outcome is a single numerical value of a faculty member's effectiveness on a scale of 1 - 1000. The SETE™ Scale Score replaces the raw distribution score normally seen on end-of-course survey reports.

The scale scores shown below are on an interval scale similar to that used by other standardized tests such as SAT or GRE. Course means are computed for each of the three effectiveness sub-factors: Organization and Explanation of Materials, Learning Environment, and Self-Regulated Learning. An overall (general factor) effectiveness mean is computed for each course. The overall mean (SETE™ Score) for each course should be used to infer the degree to which an instructor's teaching is perceived by students to be effective. The intent is that the scores can be applied to a continuous improvement model that shows individual instructor growth over time. Instructors can have confidence in the scale score recognizing that factors of student bias have been controlled.

SETE™ Scores, Sub-Scores and Response Rates

UNT Denton



Below are the response rates, sub-scores of all 3 calculated factors (OME, LE, AND SRL), and SETE™ score for each individual course.

OEM: Organization and Explanation of Materials

LE: Learning Environment

SRL: Self-Regulated Learning

Effectiveness Ranges:

Somewhat Effective: [742 - 758]

Effective: [758 - 790]

Highly Effective: [790 - 827]

Course Name	Enrollment	Responses	Rate	OEM	LE	SRL	Score	Range
-------------	------------	-----------	------	-----	----	-----	-------	-------

PSCI1040.1 - AMERICAN GOV

42

26

61.90%

809

797

800

821

Highly Effective

Totals and Means:

42

26

61.90%

Compare SETE™ Scores

The comparison table below compares each course in this report to the Means and Medians of each hierarchical level above the course. Next to each level's mean and median score is a numeric representation of how the course's score compares. A negative red value indicates you scored that number of points below the corresponding mean or median value. A positive green value indicates you scored that number of points above the corresponding mean or median value. A missing value indicates you scored the same as the corresponding mean or median value.

Course Scores		Score Comparisons							
Course Name	Score	Mean	Median	Mean	Median	Mean	Median	Mean	Median
PSCI1040.1 - AMERICAN GOV	821	Political Science (PSCI)		College of Arts and Sciences (CAS)		UNT Denton (UNT)		University of North Texas (UNT)	
		808 (+13)	806 (+15)	800 (+21)	803 (+18)	800 (+21)	804 (+17)	800 (+21)	804 (+17)

Organization and Explanation of Materials

The Organization and Explanation of Materials Sub-Score reflects the student's perception of how well the instructor: makes the course requirements and student learning outcomes clear to the students; gives assignments, activities, and materials that are helpful and that contribute to understanding the subject; explains difficult material clearly; shows the relationships among topics and new concepts; and evaluates student work in ways that are helpful to learning.

Learning Environment

The Learning Environment Sub-Score reflects the student's perception of how well the instructor: establishes a climate of mutual respect and encouragement; motivates students to work and engage in learning; is available and encouraging; is skillful in actively engaging students in learning; and provides useful feedback.

Self-Regulated Learning

The Self-Regulated Learning Score reflects the student's perception of how well the instructor guides and encourages self-directed learning in which the student is encouraged; to be open to the viewpoints of others; to develop new viewpoints; to connect course topics to a wider understanding of the subject; and to contribute to the learning process.